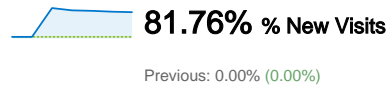
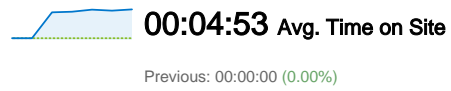
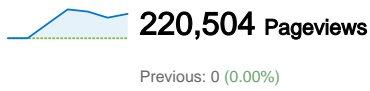
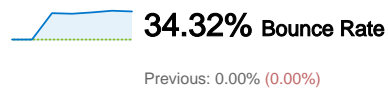
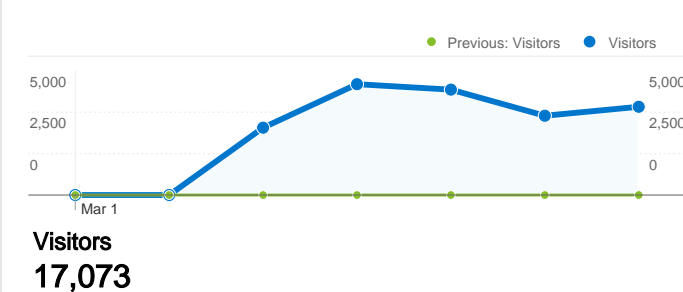


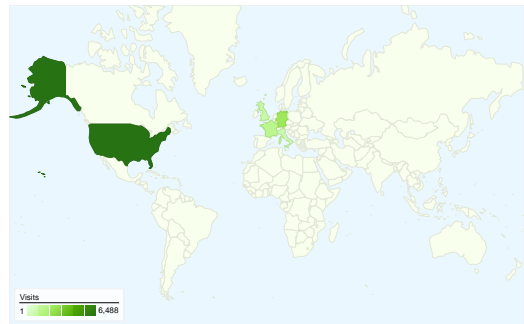
**Site Usage**



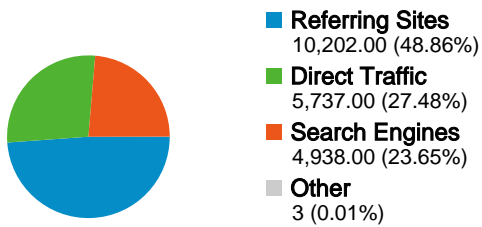
**Visitors Overview**



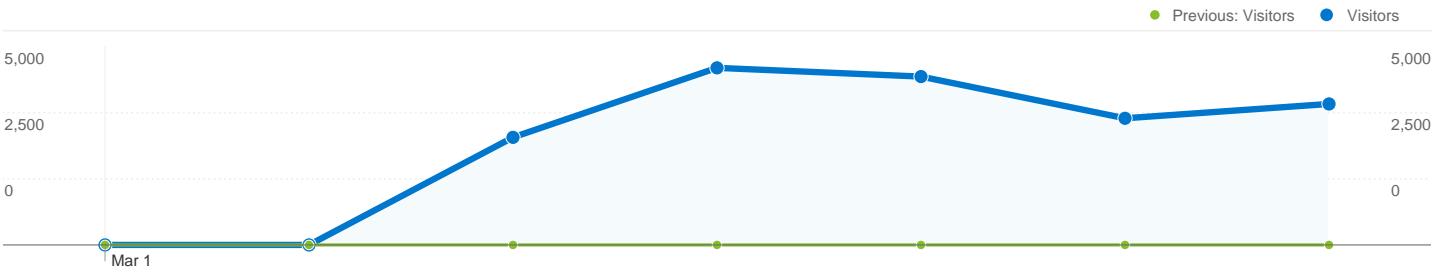
**Map Overlay**



**Traffic Sources Overview**



Content Overview		
Pages	Pageviews	% Pageviews
/		
Mar 1, 2010 - Mar 7, 2010	26,483	12.01%
Feb 22, 2010 - Feb 28, 2010	0	0.00%
% Change	100.00%	100.00%
/browse		
Mar 1, 2010 - Mar 7, 2010	8,645	3.92%
Feb 22, 2010 - Feb 28, 2010	0	0.00%
% Change	100.00%	100.00%
/packages		
Mar 1, 2010 - Mar 7, 2010	3,018	1.37%
Feb 22, 2010 - Feb 28, 2010	0	0.00%
% Change	100.00%	100.00%
/artists		
Mar 1, 2010 - Mar 7, 2010	1,498	0.68%
Feb 22, 2010 - Feb 28, 2010	0	0.00%
% Change	100.00%	100.00%
/tags/animal		
Mar 1, 2010 - Mar 7, 2010	1,402	0.64%
Feb 22, 2010 - Feb 28, 2010	0	0.00%
% Change	100.00%	100.00%



## 17,073 people visited this site

**20,880 Visits**

Previous: 0 (0.00%)

**17,073 Absolute Unique Visitors**

Previous: 0 (0.00%)

**220,504 Pageviews**

Previous: 0 (0.00%)

**10.56 Average Pageviews**

Previous: 0.00 (0.00%)

**00:04:53 Time on Site**

Previous: 00:00:00 (0.00%)

**34.32% Bounce Rate**

Previous: 0.00% (0.00%)

**81.76% New Visits**

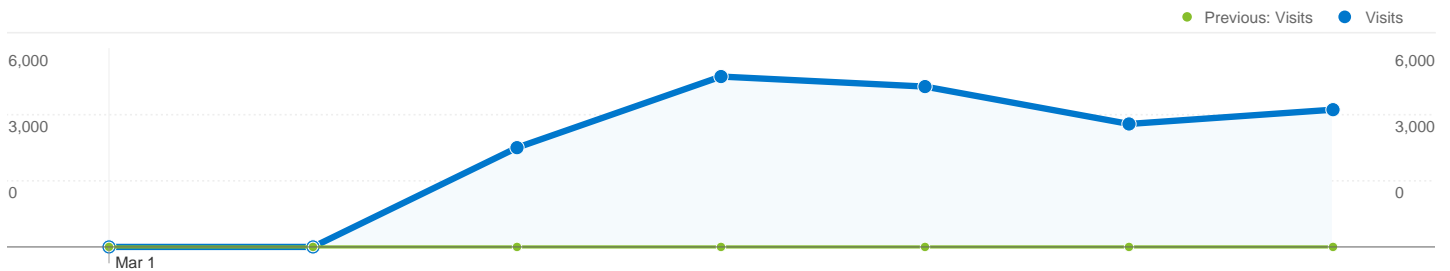
Previous: 0.00% (0.00%)

## Technical Profile

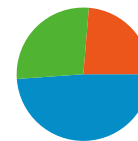
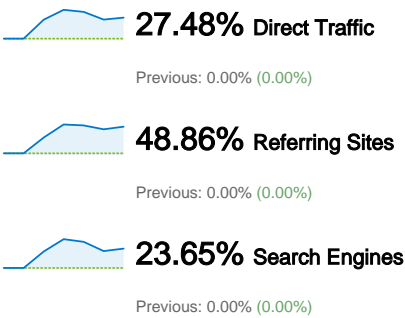
Browser	Visits	% visits	Connection Speed	Visits	% visits
Firefox			DSL		
Mar 1, 2010 - Mar 7, 2010	9,683	46.37%	Mar 1, 2010 - Mar 7, 2010	7,890	37.79%
Feb 22, 2010 - Feb 28, 2010	0	0.00%	Feb 22, 2010 - Feb 28, 2010	0	0.00%
% Change	100.00%	100.00%	% Change	100.00%	100.00%
Internet Explorer			Unknown		
Mar 1, 2010 - Mar 7, 2010	6,540	31.32%	Mar 1, 2010 - Mar 7, 2010	5,726	27.42%
Feb 22, 2010 - Feb 28, 2010	0	0.00%	Feb 22, 2010 - Feb 28, 2010	0	0.00%
% Change	100.00%	100.00%	% Change	100.00%	100.00%

Safari		
Mar 1, 2010 - Mar 7, 2010	1,825	8.74%
Feb 22, 2010 - Feb 28, 2010	0	0.00%
% Change	100.00%	100.00%
Chrome		
Mar 1, 2010 - Mar 7, 2010	1,806	8.65%
Feb 22, 2010 - Feb 28, 2010	0	0.00%
% Change	100.00%	100.00%
Opera		
Mar 1, 2010 - Mar 7, 2010	688	3.30%
Feb 22, 2010 - Feb 28, 2010	0	0.00%
% Change	100.00%	100.00%

Cable		
Mar 1, 2010 - Mar 7, 2010	4,416	21.15%
Feb 22, 2010 - Feb 28, 2010	0	0.00%
% Change	100.00%	100.00%
T1		
Mar 1, 2010 - Mar 7, 2010	2,002	9.59%
Feb 22, 2010 - Feb 28, 2010	0	0.00%
% Change	100.00%	100.00%
Dialup		
Mar 1, 2010 - Mar 7, 2010	719	3.44%
Feb 22, 2010 - Feb 28, 2010	0	0.00%
% Change	100.00%	100.00%



## All traffic sources sent a total of 20,880 visits



- Referring Sites**  
10,202.00 (48.86%)
- Direct Traffic**  
5,737.00 (27.48%)
- Search Engines**  
4,938.00 (23.65%)
- Other**  
3 (0.01%)

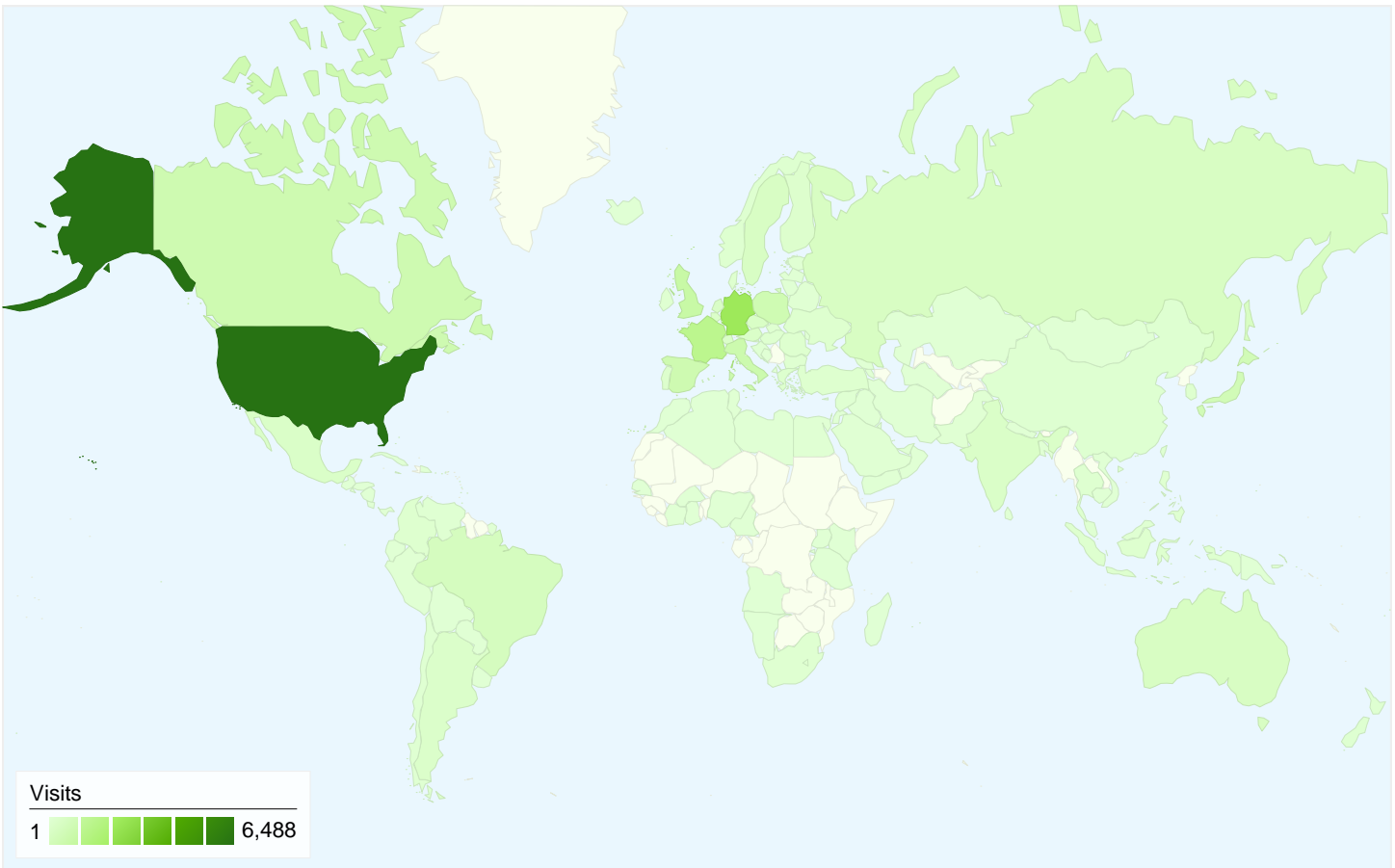
## Top Traffic Sources

Sources	Visits	% visits
(direct) ((none))		
Mar 1, 2010 - Mar 7, 2010	5,737	27.48%
Feb 22, 2010 - Feb 28, 2010	0	0.00%
% Change	100.00%	100.00%
inkscape.org (referral)		
Mar 1, 2010 - Mar 7, 2010	3,690	17.67%
Feb 22, 2010 - Feb 28, 2010	0	0.00%
% Change	100.00%	100.00%
google (organic)		
Mar 1, 2010 - Mar 7, 2010	3,610	17.29%
Feb 22, 2010 - Feb 28, 2010	0	0.00%
% Change	100.00%	100.00%
bing (organic)		
Mar 1, 2010 - Mar 7, 2010	1,116	5.34%
Feb 22, 2010 - Feb 28, 2010	0	0.00%
% Change	100.00%	100.00%
wiki.inkscape.org (referral)		

Keywords	Visits	% visits
clip art		
Mar 1, 2010 - Mar 7, 2010	840	17.01%
Feb 22, 2010 - Feb 28, 2010	0	0.00%
% Change	100.00%	100.00%
openclipart		
Mar 1, 2010 - Mar 7, 2010	445	9.01%
Feb 22, 2010 - Feb 28, 2010	0	0.00%
% Change	100.00%	100.00%
clipart		
Mar 1, 2010 - Mar 7, 2010	385	7.80%
Feb 22, 2010 - Feb 28, 2010	0	0.00%
% Change	100.00%	100.00%
open clipart		
Mar 1, 2010 - Mar 7, 2010	296	5.99%
Feb 22, 2010 - Feb 28, 2010	0	0.00%
% Change	100.00%	100.00%
open clip art		

Mar 1, 2010 - Mar 7, 2010	451	2.16%
Feb 22, 2010 - Feb 28, 2010	0	0.00%
% Change	100.00%	100.00%

Mar 1, 2010 - Mar 7, 2010	206	4.17%
Feb 22, 2010 - Feb 28, 2010	0	0.00%
% Change	100.00%	100.00%



**20,880 visits came from 140 countries/territories**

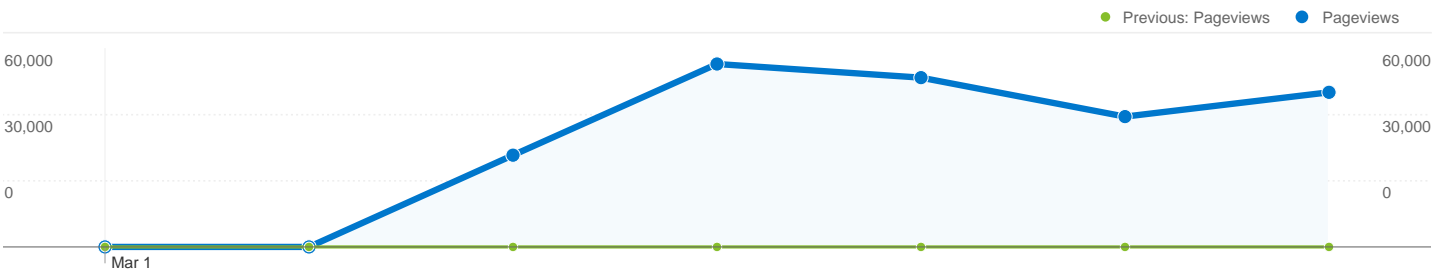
Site Usage

Visits	Pages/Visit	Avg. Time on Site	% New Visits	Bounce Rate	
<b>20,880</b> Previous: 0 (100.00%)	<b>10.56</b> Previous: 0.00 (100.00%)	<b>00:04:53</b> Previous: 00:00:00 (100.00%)	<b>81.91%</b> Previous: 0.00% (100.00%)	<b>34.32%</b> Previous: 0.00% (100.00%)	
Country/Territory	Visits	Pages/Visit	Avg. Time on Site	% New Visits	Bounce Rate
<b>United States</b>					
March 1, 2010 - March 7, 2010	<b>6,488</b>	10.23	00:04:14	84.77%	36.68%
February 22, 2010 - February 28, 2010	<b>0</b>	0.00	00:00:00	0.00%	0.00%
% Change	<b>100.00%</b>	100.00%	100.00%	100.00%	<b>100.00%</b>
<b>Germany</b>					
March 1, 2010 - March 7, 2010	<b>2,364</b>	10.02	00:04:29	79.95%	32.40%
February 22, 2010 - February 28, 2010	<b>0</b>	0.00	00:00:00	0.00%	0.00%
% Change	<b>100.00%</b>	100.00%	100.00%	100.00%	<b>100.00%</b>
<b>France</b>					
March 1, 2010 - March 7, 2010	<b>1,342</b>	9.51	00:05:03	82.56%	33.90%

February 22, 2010 - February 28, 2010	0	0.00	00:00:00	0.00%	0.00%
% Change	100.00%	100.00%	100.00%	100.00%	100.00%
United Kingdom					
March 1, 2010 - March 7, 2010	885	8.98	00:04:35	79.44%	31.30%
February 22, 2010 - February 28, 2010	0	0.00	00:00:00	0.00%	0.00%
% Change	100.00%	100.00%	100.00%	100.00%	100.00%
Italy					
March 1, 2010 - March 7, 2010	739	10.35	00:04:09	82.00%	35.45%
February 22, 2010 - February 28, 2010	0	0.00	00:00:00	0.00%	0.00%
% Change	100.00%	100.00%	100.00%	100.00%	100.00%
Canada					
March 1, 2010 - March 7, 2010	680	11.76	00:04:22	82.79%	32.21%
February 22, 2010 - February 28, 2010	0	0.00	00:00:00	0.00%	0.00%
% Change	100.00%	100.00%	100.00%	100.00%	100.00%
Spain					
March 1, 2010 - March 7, 2010	678	11.17	00:05:26	78.91%	29.20%
February 22, 2010 - February 28, 2010	0	0.00	00:00:00	0.00%	0.00%
% Change	100.00%	100.00%	100.00%	100.00%	100.00%
Poland					
March 1, 2010 - March 7, 2010	636	14.32	00:06:20	76.57%	30.35%
February 22, 2010 - February 28, 2010	0	0.00	00:00:00	0.00%	0.00%
% Change	100.00%	100.00%	100.00%	100.00%	100.00%
Japan					
March 1, 2010 - March 7, 2010	572	10.23	00:03:38	85.84%	44.58%
February 22, 2010 - February 28, 2010	0	0.00	00:00:00	0.00%	0.00%
% Change	100.00%	100.00%	100.00%	100.00%	100.00%
Brazil					
March 1, 2010 - March 7, 2010	409	9.93	00:05:28	81.66%	28.36%
February 22, 2010 - February 28, 2010	0	0.00	00:00:00	0.00%	0.00%
% Change	100.00%	100.00%	100.00%	100.00%	100.00%

1 - 10 of 140





## Pages on this site were viewed a total of 220,504 times

**220,504** Pageviews

Previous: 0 (0.00%)

**173,042** Unique Views

Previous: 0 (0.00%)

**34.32%** Bounce Rate

Previous: 0.00% (0.00%)

## Top Content

Pages	Pageviews	% Pageviews
/		
Mar 1, 2010 - Mar 7, 2010	26,483	12.01%
Feb 22, 2010 - Feb 28, 2010	0	0.00%
% Change	100.00%	100.00%
/browse		
Mar 1, 2010 - Mar 7, 2010	8,645	3.92%
Feb 22, 2010 - Feb 28, 2010	0	0.00%
% Change	100.00%	100.00%
/packages		
Mar 1, 2010 - Mar 7, 2010	3,018	1.37%
Feb 22, 2010 - Feb 28, 2010	0	0.00%
% Change	100.00%	100.00%
/artists		
Mar 1, 2010 - Mar 7, 2010	1,498	0.68%
Feb 22, 2010 - Feb 28, 2010	0	0.00%
% Change	100.00%	100.00%
/tags/animal		

Mar 1, 2010 - Mar 7, 2010	1,402	0.64%
Feb 22, 2010 - Feb 28, 2010	0	0.00%
% Change	100.00%	100.00%