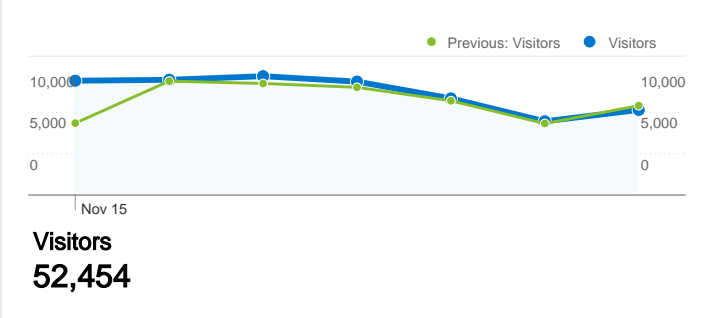


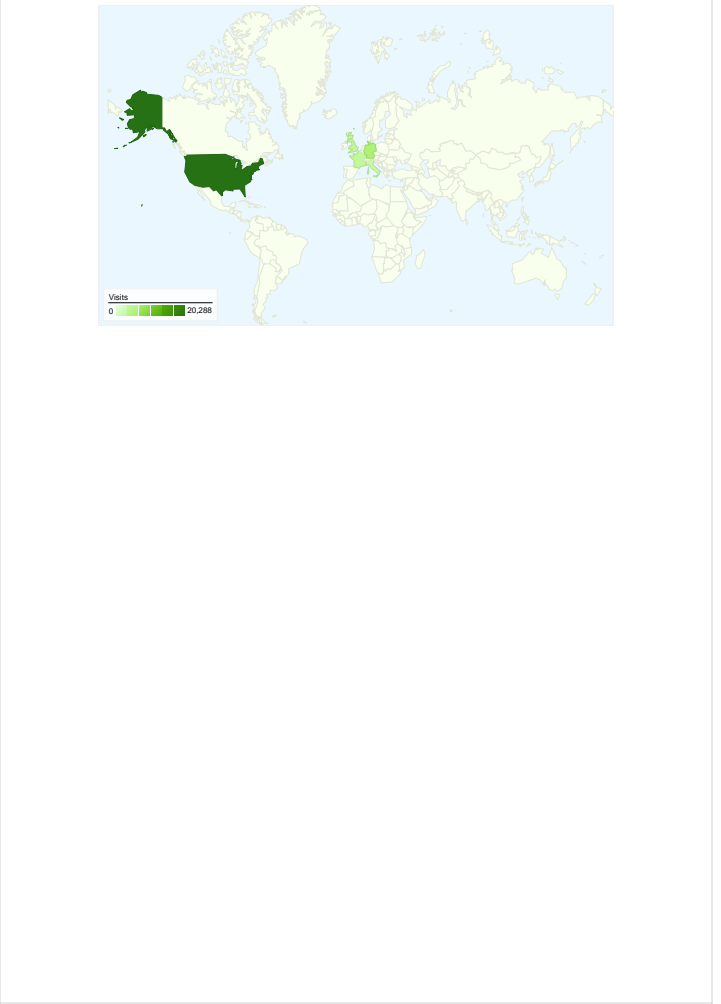
**Site Usage**

<p><b>67,604 Visits</b>                  Previous: 62,079 (8.90%)</p>	<p><b>40.91% Bounce Rate</b>                  Previous: 41.20% (-0.72%)</p>
<p><b>612,605 Pageviews</b>                  Previous: 557,617 (9.86%)</p>	<p><b>00:04:37 Avg. Time on Site</b>                  Previous: 00:04:27 (3.74%)</p>
<p><b>9.06 Pages/Visit</b>                  Previous: 8.98 (0.88%)</p>	<p><b>68.53% % New Visits</b>                  Previous: 69.00% (-0.69%)</p>

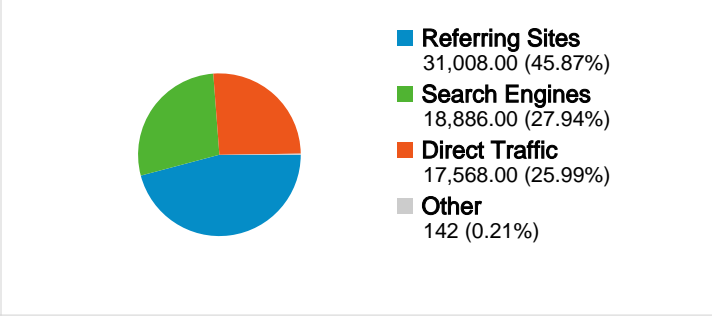
**Visitors Overview**



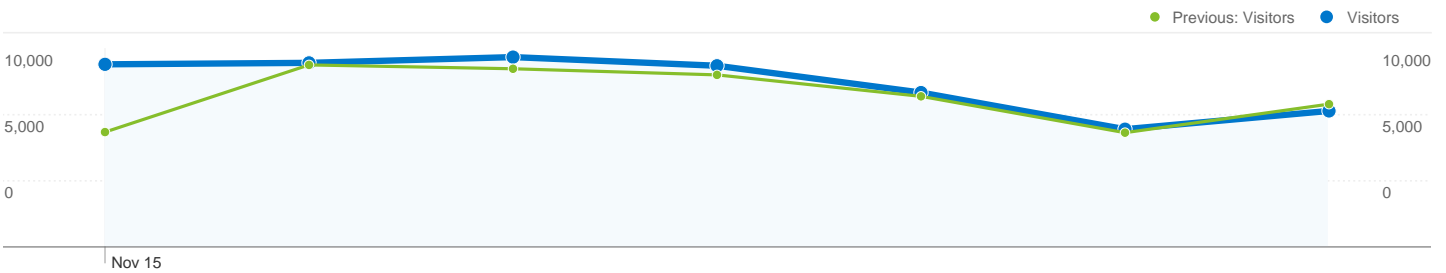
**Map Overlay**



**Traffic Sources Overview**



Content Overview		
Pages	Pageviews	% Pageviews
/		
Nov 15, 2010 - Nov 21, 2010	57,184	9.33%
Nov 8, 2010 - Nov 14, 2010	53,033	9.51%
% Change	7.83%	-1.85%
/browse		
Nov 15, 2010 - Nov 21, 2010	17,833	2.91%
Nov 8, 2010 - Nov 14, 2010	16,966	3.04%
% Change	5.11%	-4.32%
/packages		
Nov 15, 2010 - Nov 21, 2010	5,459	0.89%
Nov 8, 2010 - Nov 14, 2010	5,243	0.94%
% Change	4.12%	-5.23%
/artists		
Nov 15, 2010 - Nov 21, 2010	2,367	0.39%
Nov 8, 2010 - Nov 14, 2010	2,381	0.43%
% Change	-0.59%	-9.51%
/signin		
Nov 15, 2010 - Nov 21, 2010	1,964	0.32%
Nov 8, 2010 - Nov 14, 2010	1,741	0.31%
% Change	12.81%	2.68%



## 52,454 people visited this site

**67,604** Visits

Previous: 62,079 (8.90%)

**52,454** Absolute Unique Visitors

Previous: 48,429 (8.31%)

**612,605** Pageviews

Previous: 557,617 (9.86%)

**9.06** Average Pageviews

Previous: 8.98 (0.88%)

**00:04:37** Time on Site

Previous: 00:04:27 (3.74%)

**40.91%** Bounce Rate

Previous: 41.20% (-0.72%)

**68.53%** New Visits

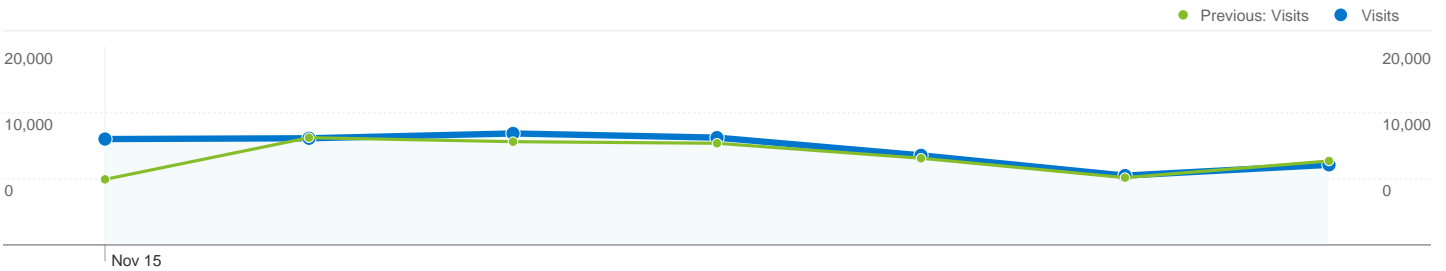
Previous: 69.00% (-0.69%)

## Technical Profile

Browser	Visits	% visits	Connection Speed	Visits	% visits
Firefox			DSL		
Nov 15, 2010 - Nov 21, 2010	28,998	42.89%	Nov 15, 2010 - Nov 21, 2010	21,661	32.04%
Nov 8, 2010 - Nov 14, 2010	26,923	43.37%	Nov 8, 2010 - Nov 14, 2010	19,975	32.18%
% Change	7.71%	-1.10%	% Change	8.44%	-0.42%
Internet Explorer			Unknown		
Nov 15, 2010 - Nov 21, 2010	18,956	28.04%	Nov 15, 2010 - Nov 21, 2010	20,929	30.96%
Nov 8, 2010 - Nov 14, 2010	17,325	27.91%	Nov 8, 2010 - Nov 14, 2010	18,990	30.59%
% Change	9.41%	0.47%	% Change	10.21%	1.20%

Chrome		
Nov 15, 2010 - Nov 21, 2010	10,339	15.29%
Nov 8, 2010 - Nov 14, 2010	9,495	15.30%
% Change	8.89%	-0.01%
Safari		
Nov 15, 2010 - Nov 21, 2010	7,071	10.46%
Nov 8, 2010 - Nov 14, 2010	6,334	10.20%
% Change	11.64%	2.51%
Opera		
Nov 15, 2010 - Nov 21, 2010	1,776	2.63%
Nov 8, 2010 - Nov 14, 2010	1,556	2.51%
% Change	14.14%	4.81%

Cable		
Nov 15, 2010 - Nov 21, 2010	14,013	20.73%
Nov 8, 2010 - Nov 14, 2010	13,400	21.59%
% Change	4.57%	-3.97%
T1		
Nov 15, 2010 - Nov 21, 2010	9,240	13.67%
Nov 8, 2010 - Nov 14, 2010	7,829	12.61%
% Change	18.02%	8.38%
Dialup		
Nov 15, 2010 - Nov 21, 2010	1,610	2.38%
Nov 8, 2010 - Nov 14, 2010	1,721	2.77%
% Change	-6.45%	-14.10%



## All traffic sources sent a total of 67,604 visits

**25.99% Direct Traffic**

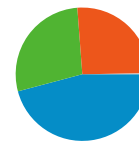
Previous: 25.59% (1.54%)

**45.87% Referring Sites**

Previous: 46.22% (-0.75%)

**27.94% Search Engines**

Previous: 27.95% (-0.03%)

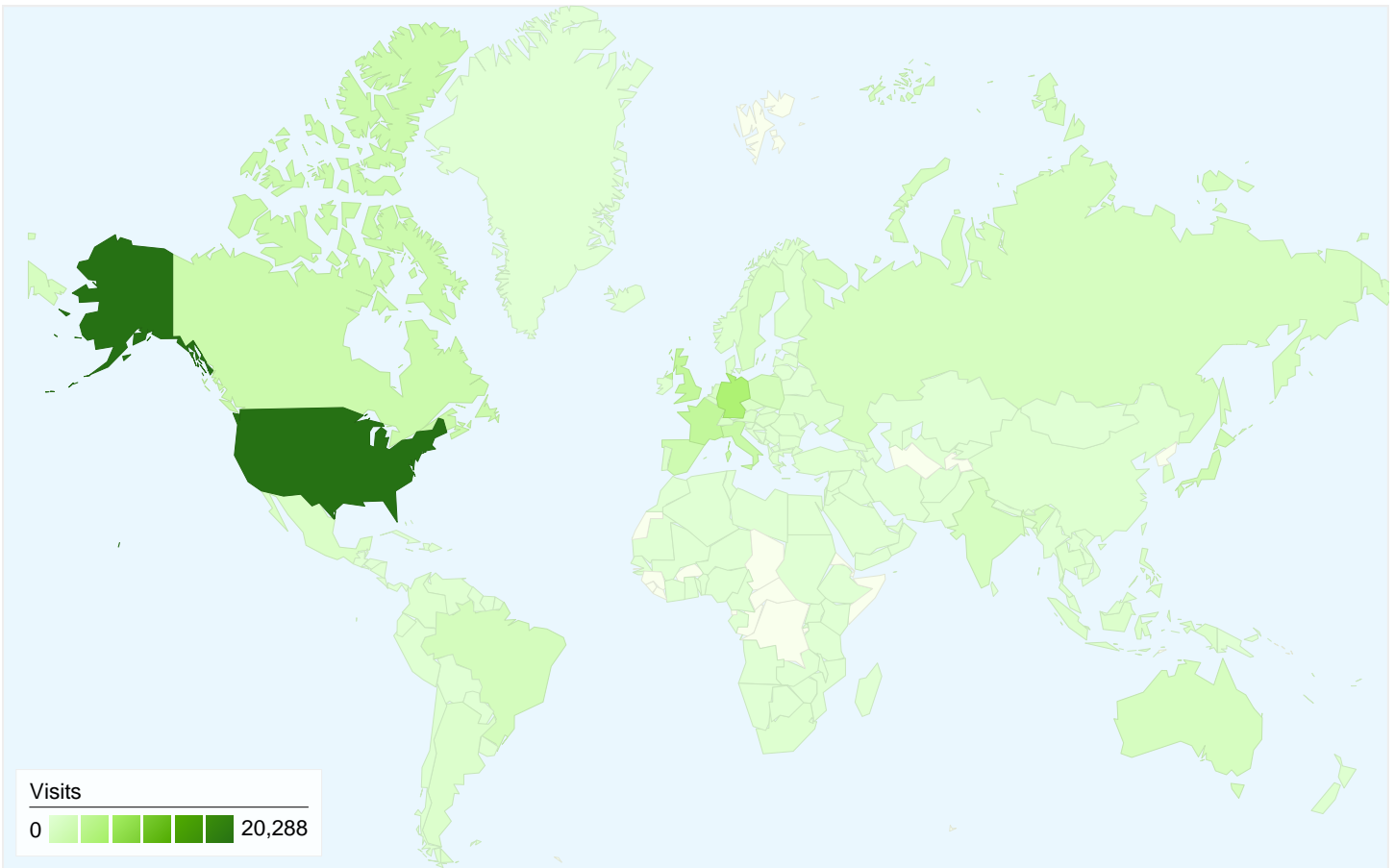


- **Referring Sites**  
31,008.00 (45.87%)
- **Search Engines**  
18,886.00 (27.94%)
- **Direct Traffic**  
17,568.00 (25.99%)
- **Other**  
142 (0.21%)

## Top Traffic Sources

Sources	Visits	% visits	Keywords	Visits	% visits
(direct) ((none))			openclipart		
Nov 15, 2010 - Nov 21, 2010	17,568	25.99%	Nov 15, 2010 - Nov 21, 2010	1,799	9.53%
Nov 8, 2010 - Nov 14, 2010	15,887	25.59%	Nov 8, 2010 - Nov 14, 2010	1,501	8.65%
% Change	10.58%	1.54%	% Change	19.85%	10.09%
google (organic)			clip art		
Nov 15, 2010 - Nov 21, 2010	15,329	22.67%	Nov 15, 2010 - Nov 21, 2010	1,660	8.79%
Nov 8, 2010 - Nov 14, 2010	13,976	22.51%	Nov 8, 2010 - Nov 14, 2010	1,521	8.77%
% Change	9.68%	0.72%	% Change	9.14%	0.25%
inkscape.org (referral)			clipart		
Nov 15, 2010 - Nov 21, 2010	6,219	9.20%	Nov 15, 2010 - Nov 21, 2010	1,211	6.41%
Nov 8, 2010 - Nov 14, 2010	6,045	9.74%	Nov 8, 2010 - Nov 14, 2010	1,202	6.93%
% Change	2.88%	-5.53%	% Change	0.75%	-7.46%
google.com (referral)			open clipart		
Nov 15, 2010 - Nov 21, 2010	4,094	6.06%	Nov 15, 2010 - Nov 21, 2010	1,191	6.31%
Nov 8, 2010 - Nov 14, 2010	3,807	6.13%	Nov 8, 2010 - Nov 14, 2010	967	5.57%
% Change	7.54%	-1.25%	% Change	23.16%	13.13%
bing (organic)			open clip art		

Nov 15, 2010 - Nov 21, 2010	1,426	2.11%	Nov 15, 2010 - Nov 21, 2010	1,001	5.30%
Nov 8, 2010 - Nov 14, 2010	1,314	2.12%	Nov 8, 2010 - Nov 14, 2010	995	5.74%
% Change	8.52%	-0.35%	% Change	0.60%	-7.59%



**67,604 visits came from 191 countries/territories**

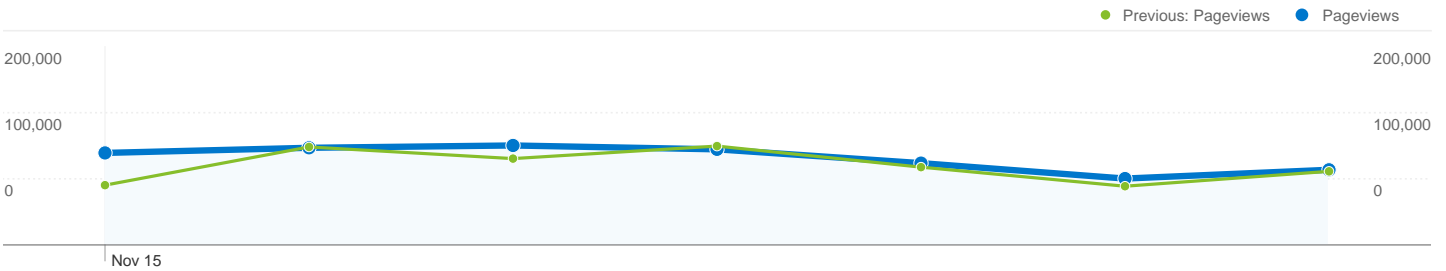
Site Usage

Visits	Pages/Visit	Avg. Time on Site	% New Visits	Bounce Rate	
<b>67,604</b> Previous: 62,079 (8.90%)	<b>9.06</b> Previous: 8.98 (0.88%)	<b>00:04:37</b> Previous: 00:04:27 (3.74%)	<b>68.65%</b> Previous: 69.09% (-0.63%)	<b>40.91%</b> Previous: 41.20% (-0.72%)	
Country/Territory	Visits	Pages/Visit	Avg. Time on Site	% New Visits	Bounce Rate
<b>United States</b>					
November 15, 2010 - November 21, 2010	<b>20,288</b>	7.98	00:04:21	72.92%	42.31%
November 8, 2010 - November 14, 2010	<b>18,366</b>	7.96	00:03:47	73.81%	42.42%
% Change	<b>10.46%</b>	0.31%	14.84%	<b>-1.20%</b>	-0.27%
<b>Germany</b>					
November 15, 2010 - November 21, 2010	<b>5,824</b>	11.98	00:05:22	62.00%	32.97%
November 8, 2010 - November 14, 2010	<b>5,534</b>	11.20	00:05:02	63.21%	37.66%
% Change	<b>5.24%</b>	7.03%	6.79%	<b>-1.91%</b>	-12.46%
<b>France</b>					
November 15, 2010 - November 21, 2010	<b>3,440</b>	10.01	00:04:49	62.03%	36.42%

November 8, 2010 - November 14, 2010	<b>3,093</b>	10.94	00:04:59	60.04%	33.98%
% Change	<b>11.22%</b>	<b>-8.48%</b>	<b>-3.34%</b>	<b>3.32%</b>	<b>7.19%</b>
United Kingdom					
November 15, 2010 - November 21, 2010	<b>3,420</b>	6.96	00:03:17	75.61%	45.56%
November 8, 2010 - November 14, 2010	<b>3,013</b>	8.00	00:03:56	73.35%	42.91%
% Change	<b>13.51%</b>	<b>-12.94%</b>	<b>-16.85%</b>	<b>3.09%</b>	<b>6.16%</b>
Italy					
November 15, 2010 - November 21, 2010	<b>2,639</b>	10.85	00:04:43	59.98%	36.79%
November 8, 2010 - November 14, 2010	<b>2,203</b>	9.47	00:04:15	63.32%	39.49%
% Change	<b>19.79%</b>	<b>14.62%</b>	<b>10.98%</b>	<b>-5.27%</b>	<b>-6.83%</b>
Canada					
November 15, 2010 - November 21, 2010	<b>2,390</b>	8.79	00:04:08	68.95%	41.21%
November 8, 2010 - November 14, 2010	<b>2,329</b>	8.08	00:03:51	72.01%	42.81%
% Change	<b>2.62%</b>	<b>8.80%</b>	<b>7.34%</b>	<b>-4.24%</b>	<b>-3.73%</b>
Spain					
November 15, 2010 - November 21, 2010	<b>2,111</b>	11.89	00:05:33	66.08%	29.42%
November 8, 2010 - November 14, 2010	<b>1,802</b>	11.71	00:06:06	65.65%	30.36%
% Change	<b>17.15%</b>	<b>1.52%</b>	<b>-8.92%</b>	<b>0.66%</b>	<b>-3.09%</b>
Japan					
November 15, 2010 - November 21, 2010	<b>1,925</b>	10.06	00:04:27	59.95%	43.95%
November 8, 2010 - November 14, 2010	<b>1,873</b>	11.98	00:05:02	59.96%	43.67%
% Change	<b>2.78%</b>	<b>-16.05%</b>	<b>-11.55%</b>	<b>-0.02%</b>	<b>0.63%</b>
Poland					
November 15, 2010 - November 21, 2010	<b>1,522</b>	10.76	00:05:27	65.31%	36.60%
November 8, 2010 - November 14, 2010	<b>1,244</b>	12.39	00:05:52	64.63%	39.15%
% Change	<b>22.35%</b>	<b>-13.18%</b>	<b>-6.97%</b>	<b>1.05%</b>	<b>-6.52%</b>
Brazil					
November 15, 2010 - November 21, 2010	<b>1,411</b>	8.32	00:05:22	70.30%	39.62%
November 8, 2010 - November 14, 2010	<b>1,355</b>	9.50	00:05:58	70.04%	40.81%
% Change	<b>4.13%</b>	<b>-12.42%</b>	<b>-10.05%</b>	<b>0.38%</b>	<b>-2.93%</b>

1 - 10 of 191





## Pages on this site were viewed a total of 612,605 times

**612,605** Pageviews

Previous: 557,617 (9.86%)

**493,577** Unique Views

Previous: 449,012 (9.93%)

**40.91%** Bounce Rate

Previous: 41.20% (-0.72%)

## Top Content

Pages	Pageviews	% Pageviews
/		
Nov 15, 2010 - Nov 21, 2010	57,184	9.33%
Nov 8, 2010 - Nov 14, 2010	53,033	9.51%
% Change	7.83%	-1.85%
/browse		
Nov 15, 2010 - Nov 21, 2010	17,833	2.91%
Nov 8, 2010 - Nov 14, 2010	16,966	3.04%
% Change	5.11%	-4.32%
/packages		
Nov 15, 2010 - Nov 21, 2010	5,459	0.89%
Nov 8, 2010 - Nov 14, 2010	5,243	0.94%
% Change	4.12%	-5.23%
/artists		
Nov 15, 2010 - Nov 21, 2010	2,367	0.39%
Nov 8, 2010 - Nov 14, 2010	2,381	0.43%
% Change	-0.59%	-9.51%
/signin		

Nov 15, 2010 - Nov 21, 2010	1,964	0.32%
Nov 8, 2010 - Nov 14, 2010	1,741	0.31%
% Change	12.81%	2.68%